

Website Analytics for the HEDforALL ERASMUS+ Project

FLAVIO MANGANELLO, ANDREA MADDALENA [CNR-ITD]

October 31, 2024

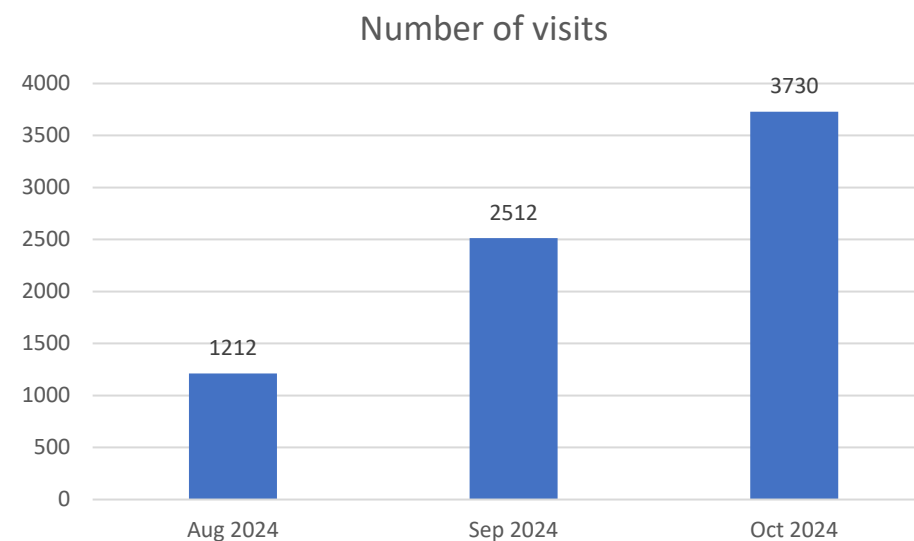
Project Website Traffic (Aug-Oct 2024)

- **Unique Visitors**
- The number of distinct individuals who accessed the site during the reporting period, helping gauge the reach of the website.



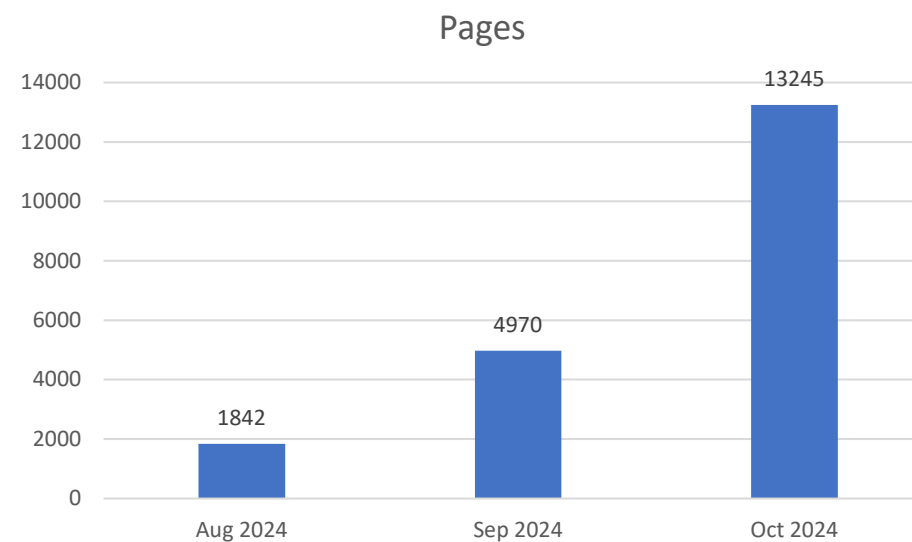
Project Website Traffic (Aug-Oct 2024)

- **Number of Visits**
- The total sessions initiated on the site, including multiple visits by the same user.



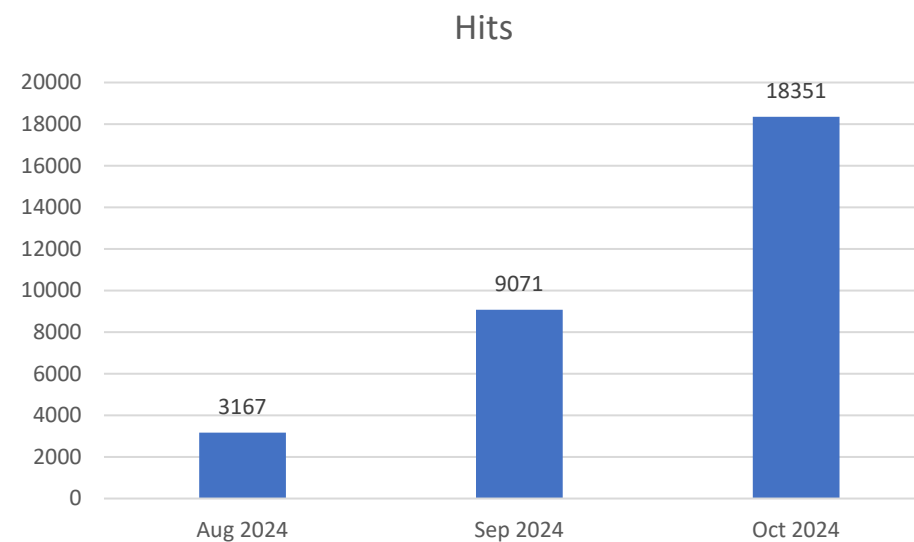
Project Website Traffic (Aug-Oct 2024)

- **Pages**
- The total number of pages viewed across all visits, indicating user engagement.



Project Website Traffic (Aug-Oct 2024)

- **Hits**
- Counts the total server requests, providing an insight into the overall site activity.



Project Website Navigation (Aug-Oct 2024)

▪ **Top downloads**

- *The most downloaded files from the HEDforALL website reveal user interests and engagement with project resources*

1. *HEDforALL-Newsletter-2-February-2024*
2. *HEDforALL-Newsletter-1-September-2023*
3. *HEDforALL-Newsletter-3-October-2024*
4. *Knowledge and Skills of Teaching Staff and Accessibility Advisors Report (RES2 D.2.1)*
5. *Needs and Requirements of SwD Report (RES1 D.1.1)*