

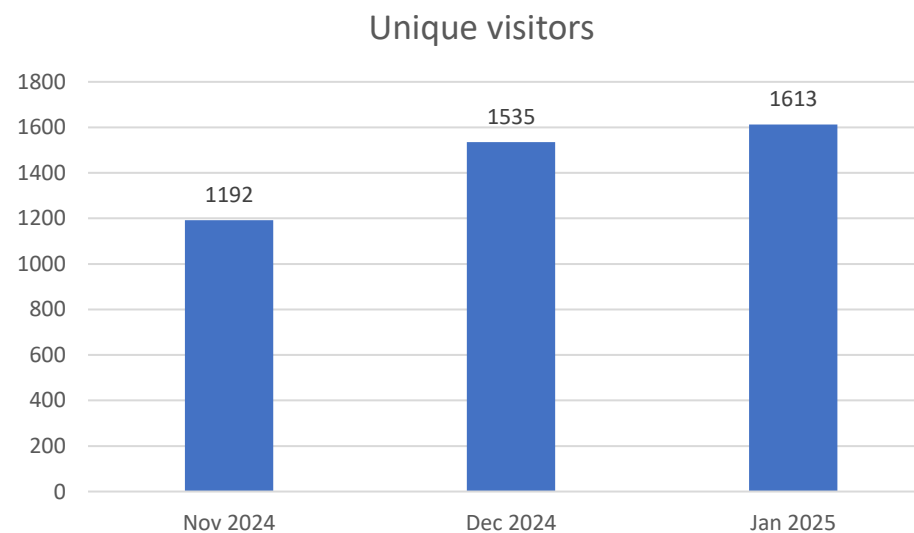
Website Analytics for the HEDforALL ERASMUS+ Project

FLAVIO MANGANELLO, ANDREA MADDALENA [CNR-ITD]

January 31, 2025

Project Website Traffic (Nov 2024-Jan 2025)

- **Unique Visitors**
- The number of distinct individuals who accessed the site during the reporting period, helping gauge the reach of the website.



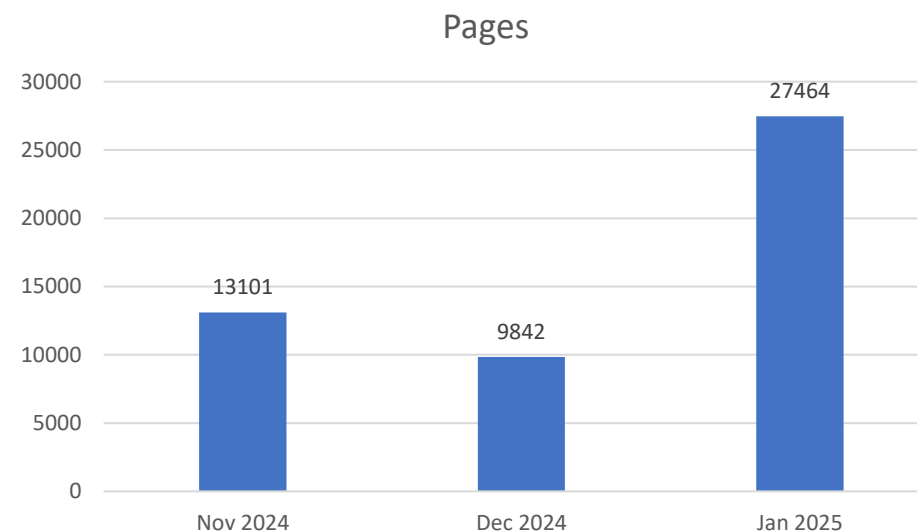
Project Website Traffic (Nov 2024-Jan 2025)

- **Number of Visits**
- The total sessions initiated on the site, including multiple visits by the same user.



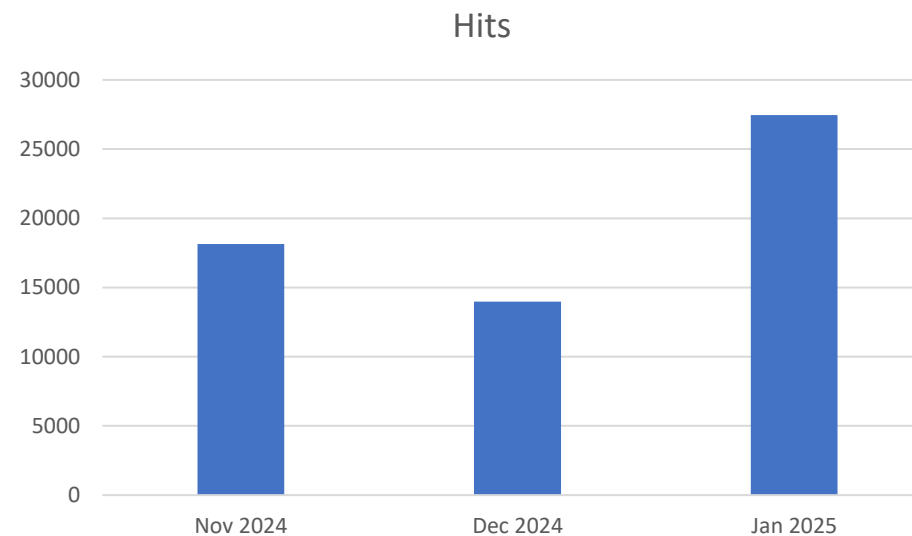
Project Website Traffic (Nov 2024-Jan 2025)

- **Pages**
- The total number of pages viewed across all visits, indicating user engagement.



Project Website Traffic (Nov 2024-Jan 2025)

- **Hits**
- Counts the total server requests, providing an insight into the overall site activity.



Project Website Traffic (Nov 2024-Jan 2025)

▪ Top downloads

- *The most downloaded files from the HEDforALL website reveal user interests and engagement with project resources*

	Resource	Hits
1	RES3 (D3.2): Accessible Material Guide	77
2	RES1 (D1.1): Needs and requirements of Students with Disabilities	43
3	RES3 (D3.1): Development of accessible educational materials	41
4	RES2 (D2.1): Study: Knowledge and experience and skills of Teaching staff and Accessibility Advisors	38
5	RES5 (D5.2): Guide for Distance Education Programs	34